


piano, vocal, guitar

Michael **complete**
Bublé



Carisch

piano, vocal, guitar

Michael complete
Bubl 



Carisch

Thanks to all the publishers involved in this project.



This album © 2007 by CARISCH s.r.l. - Milano
All rights reserved. No part of this book may be photocopied or reproduced
in any way without permission. Unauthorized uses are punishable by law.

- 4 Can't help falling in love
- 8 Come fly with me
- 12 Crazy little thing called love
- 20 Everything
- 26 Feeling good
- 33 For once in my life
- 36 Home
- 46 How sweet it is (to be loved by you)
- 52 I've got you under my skin
- 58 Kissing a fool
- 41 Moondance
- 64 My funny Valentine
- 68 Nice 'n' easy
- 72 Save the last dance for me
- 90 Spiderman
- 80 That's all
- 84 The more I see you
- 96 You and I
- 104 You don't know me
- 101 You'll never know

CAN'T HELP FALLING IN LOVE

Words and Music by G.D.Weiss, H.Peretti, L.Creatore

♩ = 60

The musical score is written in 6/8 time with a tempo of 60 beats per minute. It features a vocal line and a piano accompaniment. The piano part includes guitar chord diagrams for various chords: F, F7+, F6, Bb/F, F, Am/E, Dm, Gm 3fr., F, C, Bb, C, Dm, Fbdim 3fr., F/C, C, and F. The vocal line includes the lyrics: "Wise men say on - ly fools - rush in, but I can't help - fall - ing in love with you." The piano accompaniment includes figured bass notation: Fa, Fa7+, Fa6 simile, Sib/Fa, Fa, Lam/Mi, Rem, Solm, Fa, Do, Sib, Do, Rem, Rebdim, Fa/Do, Do, Fa.

Chord diagrams shown above the staff:

- F
- F7+
- F6
- B \flat /F
- F
- Am/E
- Dm
- Gm 3fr.
- F
- C
- B \flat
- C
- Dm
- Fbdim 3fr.
- F/C
- C
- F

Lyrics:

Wise men say on - ly fools
 - rush in, but I can't help
 fall - ing in love with you.

Figured bass notation in the piano part:

Fa Fa7+ Fa6 *simile* Sib/Fa
 Fa Lam/Mi Rem Solm
 Fa Do Sib Do Rem
 Rebdim Fa/Do Do Fa

F Am/E Dm C/E F Gm^{3fr.}

Shall I stay?— Would it be—
Take my hand, take my whole—

Fa Lam/Mi Rem Do/Mi Fa Solm

C4 C Bb C Dm

— a sin — if I — can't — help —
— life — too. — For I — can't — help —

Do4 Do Sib Do Rem

C/E F C7/E F/C C F

fall - ing — in love with you?
fall - ing — in love with you.

Do/Mi Fa Do7/Mi Fa/Do Do Fa

Am E4/7 E7 Am E4/7 E7 Am

Like a riv - er flows — sure - ly — to the sea, — darl - ing so —

Lam Mi7/4 Mi7 Lam Mi7/4 Mi7 Lam

E4/7 E7 Am F#dim 1. Gm 3fr.

— it goes — some things — are — meant to be. —

Mi7/4 Mi7 Lam Fa#dim Solm

C4 C 2. Gm 3fr. Abm11 2fr. Db7

— to be. —

Do4 Do Solm Labm11 Reb7

Gb Bbm/F Ebm Fm7/5b Gb Abm 4fr.

Take — my — hand, — take — my whole,

Solb Sibm/Fa Mibm Fam7/5b Solb Labm

Gb Db4/7 Db Cb Db4 4fr. Ddim

my — whole — life too. — For — I — can't —

Solb Reb7/4 Reb Dob Reb4 Redim

E^bm Fm 7/5^b G^b/D^b D^b D dim E^bm

— help — fall - ing in love with ——— you. —

Mi^bm Fa^m 7/5^b So^b/Re^b Re^b Redim Mi^bm

G^b A^b7 C^b D^b4 D dim E^bm

For I ——— can't ——— help ———

So^b La^b 7 Do^b Re^b4 Redim Mi^bm

Fm 7/5^b G^b D^b7/A^b G^b/D^b D^b

fall - ing — in love ——— with ———

Fa^m 7/5^b So^b Re^b 7/La^b So^b/Re^b Re^b

G^b G^b7+ G^b6 C^b/G^b G^b

you. ———

So^b So^b 7+ So^b 6 rit. So^b

Do^b/So^b

COME FLY WITH ME

Words by J. Van Heusen - Music by S. Cahn

♩ = 150

Piano introduction in G major, 4/4 time. The right hand features a melodic line with eighth and sixteenth notes, while the left hand provides a steady bass accompaniment with chords and single notes.

B6

F7dim

C#m7

Come fly with me, — let's fly, — let's fly — a - way. —
fly with me, — we'll go, — to Cape — Town too. —

Musical notation for the first vocal line, including piano accompaniment. The piano part features chords: Si6, Fa7dim, and Do#m7.

F#9 G9 F#9

B6

B7

If you can use — some ex - ot - ic booze, — there's a bar —
In Bu - blé land — there's an eight boy band — and they'll toot —

Musical notation for the second vocal line, including piano accompaniment. The piano part features chords: Fa#9, Sol9, Fa#9, Si6, and Si7.






E6

A9

B






— in far — Bom - bay. — Come fly with me, — let's fly, —
— their flutes — for you. — Come fly with me, — let's take —

Musical notation for the third vocal line, including piano accompaniment. The piano part features chords: Mi6, La9, and Si.

1.     




let's fly a - way. Come

Mi9 Re#7 Sol#7 Do#6 Fa#13

2.     

off in the blue. Once I get you

Mi9 Do#m7 Si Do#m Si

up there where the air is rar - i - fied,

Sol Sol5+ Lam9

we're gon-na glide star-ry cryed. Once I get you
pe - tri - fied.

Re7 Sol5+ Sol

G G5# G6 C F#7+/9 G7dim

up there. — I'll be hold - ing you so near, that

Sol Sol5+ Sol6 Do Fa#7+/9 Sol7dim

G#m7 C#7 F# F F#11 F#

you may ev - en hear the an - gels cheer be - cause we're to - ge - ther.

Sol#m7 Do#7 Fa# Fa Fa#11 Fa#

B6 B7dim C#m7 F#9

Wea - ther wise — it's — such a love - ly day. — Just

Si6 Si7dim Do#m7 Fa#9

B6 B7 E6 A9

say those words — and we'll beat those birds — down to Ac - a - pul - co Bay. — It's

Si6 Si7 Mi6 La9

B E9 B7 A7 C#7 4fr.

per - fect for a fly - ing hon - ey - moon they say. Come fly -

Si Mi9 Si7 La7 Sol#7

To Coda C#m7 4fr. F#9 B C#m 4fr. F#7 A#

- with me, let's fly, let's fly a - way.

Do#7 Do#m7 Fa#9 Si Do#m Fa#7 La#

CODA C#7 F#11 B6 E6 D.S. al Coda

let's fly, let's fly. Pack up, let's fly

Do#7 Fa#11 Si6 Mi6

B/D# C#m7 4fr. B7+ B

- a - way.

Si/Re# Do#m7 Si7+ Si

B \flat F C F

hand - le it this thing called love I must get

Sib Fa Do Fa

B \flat F C A \flat 4fr. B \flat

round to it I ain't read-y cra - zy lit - tle thing called

Sib Fa Do La \flat Sib

C C

love. This thing called love.

Do Do

F7 B \flat F

it cries in a crad - le all night it swings

Fa7 Sib Fa

C F7 B \flat F

and it jives — it shakes all o-ver like a jel - ly fish — I kin-da

Do Fa7 Sib Fa

C A \flat B \flat C

like it cra - zy lit - tle thing — called love.

Do La \flat Sib Do

F7 B \flat

There goes my ba - by — she knows how to rock and roll —

Fa7 Sib

F A \flat D7 G

— she drives me cra - zy — she gives me hot cold fe-ver then she

Fa La \flat Re7 Sol

E \flat **D7**

leaves me in a cool cool sweat.

Mi \flat **Re7**

G **C** **F7**

I got-ta be cool, re-lax, get hip and get on

Sol **Do** **Fa7**

B \flat **F** **C** **F7**

my track's take a back seat, hitch-hike and take a long long ride on my

Si \flat **Fa** **Do** **Fa7**

B \flat **F** **C** **A \flat** **B \flat** **C**

4fr.

mo-tor-bike un-til I'm read-y cra-zy lit-tle thing called love.

Si \flat **Fa** **Do** **La \flat** **Si \flat** **Do**



Musical notation for the first system, including treble and bass staves with piano accompaniment.



Musical notation for the second system, including treble and bass staves with piano accompaniment.



Musical notation for the third system, including treble and bass staves with piano accompaniment.



Vocal line with lyrics: "I got-ta be cool, re-lax, get hip and get on".
 Musical notation for the fourth system, including treble and bass staves with piano accompaniment.

— my track's take a back seat hitch - hike — and take a long long ride on my

mo - tor-bike — un - til I'm read - y cra - zy lit - tle thing called love.

There goes my ba - by — she knows how to rock and roll — she drives me

F7 B^b F

Fa7 Si^b Fa

cra - zy — she gives me hot cold fe - ver then she leaves me in a cool cool

A^b 4fr. D7 G E^b

Lab Re7 Sol Mi^b

D7

G



sweat.

I got-ta be

Musical notation for the first system, including piano accompaniment with triplets and chord labels **Re7** and **Sol**.

D

G



cool

re - lax,

get hip

and get on

Musical notation for the second system, including piano accompaniment with triplets and chord labels **Re** and **Sol**.

C

G

D



- my track's take a back seat,

hitch - hike

and take a

Musical notation for the third system, including piano accompaniment with triplets and chord labels **Do**, **Sol**, and **Re**.

G

C

G

D

B^b

C



long long ride on my mo-tor-bike un-til I'm read-y

cra-zy lit-tle thing called

Musical notation for the fourth system, including piano accompaniment with triplets and chord labels **Sol**, **Do**, **Sol**, **Re**, **Sib**, and **Do**.

D B \flat C D B \flat C

love. Cra-zy lit-tle thing called love. cra-zy lit-tle thing called

Re Sib Do Re Sib Do

D B \flat C D B \flat C

love cra-zy lit-tle thing called love, called love cra-zy lit-tle thing called love, -

Re Sib Do Re Sib Do

D B \flat C D

- called love, - called love, - a lit-tle thing - called love, - called love -

Re Sib Do Re

B \flat C D

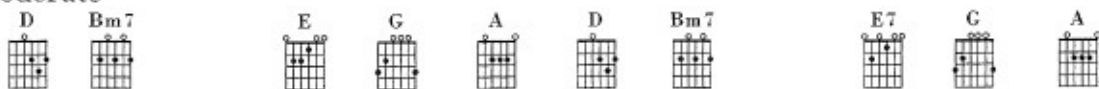
cra-zy lit-tle thing - called - love. -

Sib Do Re

EVERYTHING

Words and Music by A.Skylark Foster Gillies, M.S.Bubl , A. Pei Jei Chang

Moderate



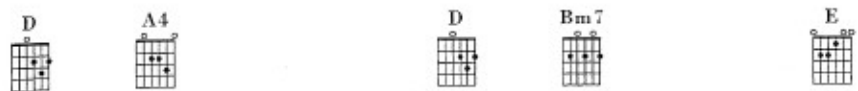
Musical notation for the first system, including treble and bass clefs, a key signature of two sharps (D major), and a 4/4 time signature. The piano accompaniment features a melody in the right hand and a bass line in the left hand. The lyrics 'Re Sim7 Mi Sol La Re Sim7 Mi7 Sol La' are written below the piano part.



Musical notation for the second system. The piano accompaniment continues with the melody and bass line. The lyrics 'You're a fall - You're a ca -' are written below the piano part.



Musical notation for the third system. The piano accompaniment continues with the melody and bass line. The lyrics 'ing star, you're the get a - way car. You're the line in the sand when I go rou - sel, you're a wish - ing well, and you light me up, when you ring' are written below the piano part.



too far. — You're the swim - ming pool, on an Au - gust day. And you're the
 my bell, — you're a mys - te - ry, you're from out - er space, you're ev - ery

Re La4 Re Sim7 Mi



per - fect thing — to see. — And you play your card, but it's kind -
 mi - nute of my ev - ery - day. And I can't be - lieve, uh that I'm

Sol La Re La4 Re Sim7



a cute. Ah, when you smile at me you know ex - act - ly what you do. — Ba - by don't
 your man. and I get to kiss you ba - by just be - cause I can. — What - ev - er

Mi7 Solm La4 Re La4



pre - tend, that you don't know it's true. 'Cause you can see it when I look at you. —
 comes our way, ah, we'll see it through. — and you know — that's what our love can do. —

Re Sim7 Mi7 Solm La7/4

D G7+ A6 D Bm7

And in this cra - - - zy life, and through these
 And in this cra - - - zy life, and through these

Re Sol7+ La6 Re Sim7

G7+ A6 D D7 G F#7

cra - - - zy times it's you, it's you, you make me sing,
 cra - - - zy times it's you, it's you, you make me sing,

Sol7+ La6 Re Re7 Sol Fa#7 A7

Bm D/A E7 Gm 3fr.

you're ev - ery line, you're ev - ery word, you're ev - ery - thing.
 you're ev - ery line, you're ev - ery world, you're ev - ery - thing.

Sim Re/La Mi7 Solm La7

D Bm7 E Gm 3fr. A7 D

Empty musical staff.

Re Sim7 Mi Solm La7 Re

Bm7 E7 Gm A7 D A4

And so,

Sim7 Mi7 Solm La7 Re La4

D Bm7 E7 Gm A D

la la la la la la la so

Re Sim7 Mi7 Solm La Re

Bm7 E Gm A D

la la la la la la la. And in this

Sim7 Mi Solm La Re

A7+ B6 E C#m7 A7+ B6

cra - - - zy life, and through these cra - - - zy times.

La7+ Si6 Mi Do#m7 La7+ Si6

E E7 A G#7 C#m C#m 7/B

it's you, it's you, you make me sing. You're ev - ery line,

Mi Mi7 La Sol#7 Do#m Do#m 7/Si

Detailed description: This system contains the first two staves of music. The top staff is the vocal line with lyrics. Above it are guitar chord diagrams for E, E7, A, G#7 (4fr.), C#m (4fr.), and C#m 7/B. The bottom staff is the piano accompaniment with lyrics 'Mi Mi7 La Sol#7 Do#m Do#m 7/Si' written below the notes.

F#7 Am G#m C#m

you're ev - ery word, you're ev - ery - thing.

Fa#7 Lam Sol#m Do#m

Detailed description: This system contains the third and fourth staves of music. The top staff is the vocal line with lyrics. Above it are guitar chord diagrams for F#7, Am, G#m (4fr.), and C#m (4fr.). The bottom staff is the piano accompaniment with lyrics 'Fa#7 Lam Sol#m Do#m' written below the notes. A triplet of eighth notes is marked with a '3' above it in the vocal line.

E6/B F#m

You're ev - ery song

Mi6/Si Fa#m

Detailed description: This system contains the fifth and sixth staves of music. The top staff is the vocal line with lyrics. Above it are guitar chord diagrams for E6/B and F#m. The bottom staff is the piano accompaniment with lyrics 'Mi6/Si Fa#m' written below the notes.

Am

and I sing a - long 'cause you're my ev - ery - thing.

Lam

Detailed description: This system contains the seventh and eighth staves of music. The top staff is the vocal line with lyrics. Above it is a guitar chord diagram for Am. The bottom staff is the piano accompaniment with lyrics 'Lam' written below the notes. A triplet of eighth notes is marked with a '3' above it in the vocal line.

E C#m7 4fr. F#m A B E C#m7 4fr.

Uh, yeah, yeah!

Mi Do#m7 Fa#m La Si Mi Do#m7

F# A B E C#m7 4fr. F#7

So, la la la la

Fa# La Si Mi Do#m7 Fa#7

Am B7 E C#m7 4fr.

la la la so la la

Lam Si7 Mi Do#m7

F#7 Am E

la la la la la la

Fa#7 Lam *rall.* Mi

FEELING GOOD

Words and Music by L.Bricusse, A.Newley

Slowly, freely

Em Em/D C7+ Em/B B7

Birds fly - ing high, you know how I feel.

p Mim Mim/Re Do7+ Mim/Si Si7

Em Em/D C7+ Em/B B Em Em/D

Sun in the sky, you know how I feel. Breeze drift-ing on by, _____

Mim Mim/Re Do7+ Mim/Si Si Mim Mim/Re

C#m7/5b 4fr. C7+ C7+/13 3fr. Am11 3fr.

you know how I feel. It's a new dawn, it's a new day, it's a

Do#m7/5b Do7+ Do7+/13 Lam11

F#m 7/5b B7

new life _____ for me, _____ and I'm feel - ing _____

F#m 7/5b Si7

Moderately slow, in 4

good. _____ I'm _____

Mim Mim/Re Do7+ Mim/Si

feel - ing good.

Mim Mim/Re Do7+ Si7/5+

Fish in the sea, you know how I feel.
 Drag-on - fly out in the sun, you know what I mean, don't you know.

Mim Mim/Re Do7+ Mim/Si Si

2. Em Em/D C7+ B7/5#

me. _____

Mim Mim/Re Do7+ Si7/5+

Em Em/D C7+ B7/5#

Mim Mim/Re Do7+ Si7/5+

Fm Fm/Eb Db7+ Fm/C Fm Fm/Eb

Fm/C Fm Dm7/5b Db7+ 4fr.

Reb7+ Fam/Do Fam Fam/Mib Rem7/5b Reb7+

Fm/C



Bb9



Gm7/5b



C13



Db13



D13



Eb13



E13



F13



Musical notation for the first system, including treble and bass clefs, and piano accompaniment.

Fam/Do Sib9 Solm7/5b Do13Reb13Re13Mi13Mi13Fa13

F#m



F#m/E



D7+



C#7/5#



Musical notation for the second system, including lyrics: Stars, when you shine, you know how I feel.

Fa#m Fa#m/Mi Re7+ Do#7/5+

F#m



F#m/E



D7+



C#7/5#



Musical notation for the third system, including lyrics: Scent of the pines, you know how I feel. Oh,

Fa#m Fa#m/Mi Re7+ Do#7/5+

F#m



F#m/E



D#m7/5b



D7+



Musical notation for the fourth system, including lyrics: free-dom is a mine, and I know how I feel. It's a

Fa#m Fa#m/Mi Re#m7/5b Re7+

F#m **F#m/E** **D#m7/5b** **D7+**
 new dawn, it's a new day, it's a new life. It's a

Fa#m **Fa#m/Mi** **Re#m7/5b** **Re7+**
 new dawn, it's a new day, it's a new life. It's a

F#m/C# **Bm7** **A7+/9** **G#m7/5b** **C#7/9b**
 new dawn, it's a new day, it's a new life. It's a

Fa#m/Do# **Sim7** **La7+/9** **Sol#m7/5b** **Do#7/9b**
 new dawn, it's a new day, it's a new life, it's a new life for

F#m **F#m/E** **D#m7/5b** **D7+**
 new dawn, it's a new day, it's a new life, it's a new life for

Fa#m **Fa#m/Mi** **Re#m7/5b** **Re7+**
 new dawn, it's a new day, it's a new life, it's a new life for

Bm6 **C#7/5#**
 me and I'm feel - ing

Sim6 **Do#7/5+**

F#m

F#m/E

D7+

F#m/C#

good.

I'm

feel - ing good.

Fa#m

Fa#m/Mi

Re7+

Fa#m/Do#

F#m

F#m/E

D7+

F#m/C#

I

feel

Fa#m

Fa#m/Mi

Re7+

Fa#m/Do#

F#m

F#m/E

D7+

F#m/C#

so good.

I

feel

so

Fa#m

Fa#m/Mi

Re7+

Fa#m/Do#

F#m

F#m/E

D7+

C#7

F#m9

good.

Fa#m

Fa#m/Mi

Re7+

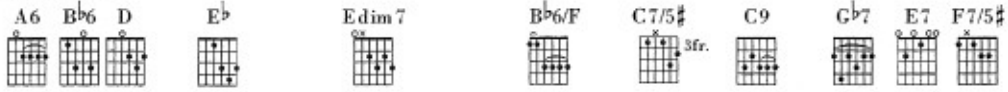
Do#7

Fa#m9

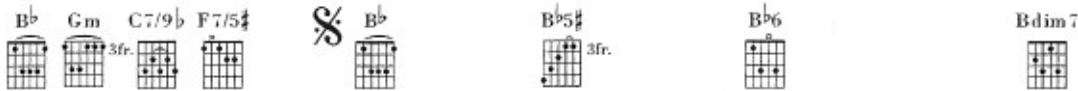
FOR ONCE IN MY LIFE

Words by R. Miller - Music by O. Murden

$\text{♩} = 95$ $\text{♩} = \text{♩}^3$

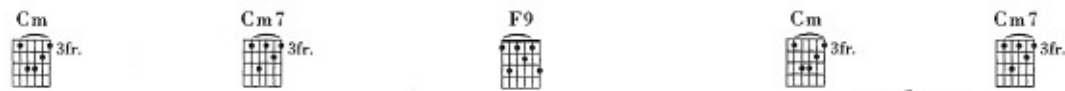


La6 Si \flat 6 Re Mi \flat Mi7 dim Si \flat 6/Fa Do7/5+ Do9 Sol \flat 7 Mi7 Fa7/5+



For once in my life — I got some - one who needs me,
 once in my life — I won't let sor - row hurt me,

Si \flat Solm Do7/9 \flat Fa7/5+ 3 Si \flat Si \flat 5+ Si \flat 6 3 Si7 dim 3



— some - one I've need - ed so long. — For once, un - a - fraid I can go —
 — not like it's hurt me be - fore. — For once I have some - one I know —

Dom Dom7 Fa9 Dom Dom7

F9 Bb F7 Bb F D7

— where life leads me and some-how I know I'll be strong. For
 — won't de - sert me and I'm not a - lone an - y - more. For

Fa9 Sib Fa7 Sib Fa Re7

Gm Gm/F# Gm/F Em7/5b 1. Eb G7 Cm F9

once I can touch what my heart used to dream of long be-fore I knew
 once I can say this is mine, you can't take it,

Solm Solm/Fa# Solm/Fa Mim7/5b 3 Mi7 Sol7 Dom Fa9

Bb D7 Gm Gm/C C7 Gb7+/11# F13

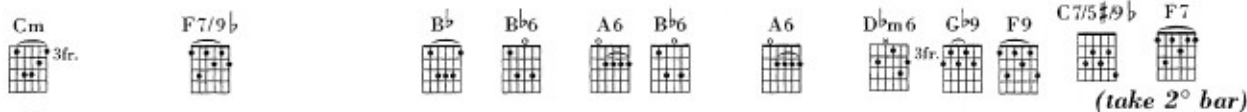
some-one warm like you could make my dreams come true. For

Sib Re7 Solm Solm/Do Do7 Solb7+/11# Fa13

2. Bb/F Gm7 C9 C7 To Coda Bb/F Gm7

long as I know I got love, I can make it. For once in my life I

Sib/Fa Solm7 Do9 Do7 Sib/Fa Solm7

Cm F7/9b Bb Bb6 A6 Bb6 A6 Dbm6 Gb9 F9 C7/5#9b F7


(take 2° bar)

got some-one who needs me.

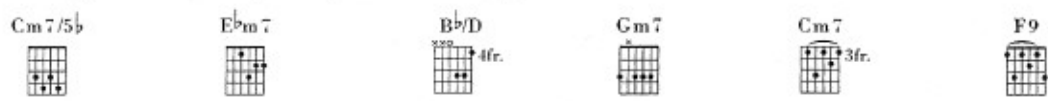
Dom Fa7/9b Sib Sib6 La6 Sib6 La6 Rebm6 Solb9 Fa9 Do7/5+/9b Fa7

D.S. al Coda

CODA Bb/F D5# Cm7 F9 Bb6 Gm7

once in my life I got some-one, for once in my life I found

Sib/Fa Re5+ Dom7 Fa9 Sib6 Solm7

Cm7/5b Ebm7 Bb/D Cm7 Cm7 F9


- some-one, for once in my life I got some-one who needs

Dom7/5b Mibm7 Sib/Re Solm7 Dom7 Fa9

Bb Bb7+/9


- me.

Sib Sib7+/9

HOME

Words and Music by A.Skylark Foster Gillies, M.S.Bubl , A.Pei Jei Chang

Moderately slow

G D/F# Em7 D4 C7+/9 3fr. D G Bm/D

Sol Re/Fa# Mim7 Re4 Do7+/9 Re Sol Sim/Re

G D/F# Em7 D4

An-oth-er sum-mer day has come and gone a-way in Pa-ris and Rome.... but I wan-na go home...

Sol Re/Fa# Mim7 Re4

C7+/9 3fr. D G Bm/D G D/F#

May-be I'm sur-rounded by a mil-lion peo-ple, I

Do7+/9 Re Sol Sim/Re Sol Re/Fa#

Em7 D4 C7+/9 3fr. D G Bm/D

still feel all a-lone, — just wan-na go home. — Oh, I miss you, you know. I've been

Mim7 Re4 Do7+/9 Re Sol Sim/Re

keep - ing all — the let - ters — that I wrote to you, each one a line —
 feel just like — I'm liv - ing — some-one else - 's life. It's like I just stepped —

Do7+ Mim9

— or two. — "I'm fine, ba - by, how are you?" — I would
 — out - side. — when ev - 'ry-thing was go - ing right. — And I

A4/7 B7 C7+/9 3fr. D4

La7/4 La7 Do7+/9 Re4

C7+ Em9

send them, but — I know — that it's — just not e - nough. My words were cold —
 know just why. you could — not come. a - long with me: this was not —

Do7+ Mim9



far — from where you are: — I wan - na come home.









And I



CODA  *D.S. al Coda*

home... And I'm sur-round-ed by a mil-lion peo-ple; I,



G13 3fr. G C7+/9 3fr. D4 G Bm/D D7

I still feel a-lone, and let me go home. Oh, I miss you, you know. Let me go home.

Sol13 Sol Do7+/9 Re4 Sol Sim/Re Re7

G D6 Em7 Bm7 C7+ D4

I've had my run, and, ba-by, I'm done. I've got-ta go

Sol Re6 Mim7 Sim7 Do7+ Re4

G Bm/D D7 G D6 Em7 Bm7

home. Let me go home. It'll all be all

Sol Sim/Re Re7 Sol Re6 Mim7 Sim7

C7+ D4 G

right: I'll be home to - night. I'm com - ing back home.

Do7+ Re4 Sol

MOONDANCE

Words and Music by V. Morrison

♩ = 145 ♪ = ♩

Em 6



Fm 6



Em 7/5♭



Dm 7/5♭



Dm 7/5♭



G7/9♭



Cm 7



3fr.

Mim6 Fam6 Mim7/5♭ Rem7/5♭ Rem7/5♭ Sol7/9♭ Dom7

Fm



Gm



3fr.

Fm



Gm



3fr.

Fam Solm Fam Solm

Well, it's a

♩

Fm



Gm



3fr.

Fm



Gm



3fr.

Fm



Gm



3fr.

Fam Solm Fam Solm Fam Solm

mar-ve-lous night... for a moon - dance... with the stars... up a - bove in your eyes...
wan-na make love... to you to - night, I can't wait... till the morn-ing has come...

Fm Gm 3fr. Fm Gm 3fr. Fm Gm 3fr.

Fan - tab - u - lous night — to make ro - mance a' 'neath the cov -
 And I know now the time — is just — right and straight — in -

Fam Solm Fam Solm Fam Solm

Fm Gm 3fr. Fm Gm 3fr. Fm Gm 3fr.

- er of Oct - o - ber skies. — And all the leaves on the trees — are
 - to my arms — you will run. — And when you come my heart will — be

Fam Solm Fam Solm Fam Solm

Fm Gm 3fr. Fm Gm 3fr. Fm Gm 3fr.

fall - ing to the sound of the breez - es that blow, — and I'm
 wait - ing to make sure that you're nev - er a - lone. — There and

Fam Solm Fam Solm Fam Solm

Fm Gm 3fr. Fm Gm 3fr. Fm Gm 3fr.

try - ing to please — to the call - ing — of your heart-strings that play soft and
 then all my dreams — will come true, — dear, — there and then I will make you my

Fam Solm Fam Solm Fam Solm

Fm Gm 3fr. Bbm Fm

low. own. And all the night's mag - ic seems
And a - ny - time I touch you you

Fam Solm Sibm Fam

Bbm Fm Bbm

to whis - per and hush. And all the soft
just trem - ble in - - - side. And I know how

Sibm Fam Sibm

Fm Bbm6 C7/5# 3fr.

moon - light seems to shine in your blush. Can I
much you want me that you can't hide. Can I

Fam Sibm6 3 Do7/5+ 3

Fm Bbm Bbm6 Fm

— just have one more moon - dance with a' you, my love? Can I
— just have one more moon - dance with a' you, my love? Can I

Fam Sibm Sibm6 Fam



To Coda

1.



3fr.

2.



just make some more ro-mance with a' you, my love? Well I love?
just make some more ro-mance with a' you, my

Sibm

Sibm6

Fam

Do7/5+

Fa5+ Rep5+

Ebm6

Ab9

3fr.

Db6

Db7

Cb7/G

C11

Db9



Mibm6

Lab9

Reb6

Reb7

Do7/Solb

Sib11

Reb9

Ebm7

Gb7

Db7

Gb7

Gm7/5b



Mibm7

Solb7

Reb7

Solb7

Solm7/5b

Cm7

Em6

3fr.

Fm6

Em7/5b

Dm7/5b

Dm7/5b

G7/9b

Cm7

Fm



Well I

Dom7

Mim6

Fam6

Mim7/5b

Rem7/5b

Rem7/5b

Sol7/9b

Dom7

Fam



D.S. al Coda

CODA

love? Can I just have one more moon - dance with you,

my love? Can I just make some more ro - mance

with you, my love?

a tempo

Fm B \flat m B \flat m 6

Fam Sibm Sibm 6

Fm C \flat 7+ G \flat 9 Fm 11 8fr.

rit.

Fam Do \flat 7+ Sol \flat 9 Fam 11

B \flat dim 7 Fm Gm 3fr. Fm Gm 3fr. Fm Gm 3fr.

Sib 7dim Fam Solm Fam Solm Fam Solm

Fm Gm 3fr. Fm Gm 3fr. Fm Gm 3fr. Fm Gm 3fr. Fm Gm 3fr. Fm Gm 3fr. Fm Gm 3fr. Fm Gm 3fr. Fm Gm 3fr.

Fam Solm Fam Solm Fam Solm Fam Solm Fam

HOW SWEET IT IS (TO BE LOVED BY YOU)

Words and Music by B.Holland, L.Dozier, E.Holland

Moderately fast shuffle $\text{♩} = \text{♩}^3$

G7/9#



mf Sol7/9#
R.H.

G13



Sol13

G7



Em



D7/13b



C9



Need - ed the shel - ter of some - one's arms, and there you were.

Sol7

Mim

Re7/13b

Do9

G13



Em7



D7/13b



Need - ed some-one to un - der - stand my ups and downs, and there you were.

Sol13

Mim7

Re7/13b

C9 G13 3fr. C9

With sweet love and de - vo - tion,

Do9 Sol13 Do9

G13 5fr. G13/9# 3fr. C13 8fr. G9

touch - ing my e - mo - tion. I wan - na stop and thank you,

Sol13 Sol13/9# Do13 Sol9

C13 8fr. G

ba - by. I just wan - na stop and thank you, ba - by. Whoa, whoa, yeah,

Do13 Sol

C9 A7 D7/9#13b C/D G7

how sweet it is to be loved by you.

Do9 La7 Re7/9#13b Do/Re Sol7

C9 B \flat 13 A7/9 \flat /13 \flat D7/9 \sharp /13 \flat G *To Coda*

How sweet it is _____ to be loved _____ by _____ you.

Do9 Sib13 La7/9 \flat /13 \flat Re7/9 \sharp /13 \flat Sol

G7/9 \sharp 3fr. Em D7

I close _____ my eyes at night _____ won-der-ing where I be with-out you

Sol7/9 \sharp Mim Re7

C9 G7/9 \sharp 3fr. Em

in my _____ life. Ev - 'ry-thing I did was such a bore;

Do9 Sol7/9 \sharp Mim

D4/7 C4/7 Em

ev - 'ry-where I went you know I'd been there be-fore. But you _____ bright-en up for me all

Re7/4 Do7/4 Mim

C7 G4/7 G7/9#13b

of my days with a love so sweet in so many ways. I wan-na stop

Do7 Sol7/4 Sol7/9#13b

D. S. al Coda

CODA G13 Gb13 F13 E13 Eb13 G7/9# 3fr.

— you.

Sol13 Solb13 Fa13 Mi13 Mib13 Sol7/9#

D7 C6 Em A7/9# 5fr.

Re7 Do7 Mim La7/9#

D4/7 G7/9# 3fr. D7 C9

Re7/4 Sol7/9# Re7 Do9

G6 2fr. Em C G7/9# 3fr.

You were bet-ter to me than I was to my - self. For me there is you, and there ain't

Sol6 Mim Do Sol7/9#

G7 G7/9# C7

no - bod - y else. — I wan-na stop and thank you, ba - by. I — just wan-na

Do7 Sol7/9# Do7

G7/9# 3fr.

stop ³ and thank you, ba - by. — Whoa, — whoa, —

Sol7/9#

C7 D7/9#/13b G13 Gb13 F9 E7/9#/11#

— how sweet — it is — to be loved — by you. —

Do7 Re7/9#/13b Sol13 Solb13 Fa9 Mi7/9#/11

A7/9b D7/13b G13 Gb13

A - how sweet it is — to be loved by — you.

La7/9b Re7/13b Sol13 Solb13

F13 E13/9b A7/13b 5fr. D7/9#/13b

I mean, it's like _____ don't you know, to be loved _____ by

Fa13 Mi9b/13 La7/13b Re7/9#/13b

G13 3fr. Gb13 F13 E13/9b A7/13b 5fr.

you. _____ A-how sweet it is _____ to be loved _____

Sol13 Solb13 Fa13 Mi9b/13 La7/13b

D7/9#/13b G13 3fr. Gb13 F13 E7/9#/11# 3fr.

by you.

Re7/9#/13b Sol13 Solb13 Fa13 Mi7/9#/11#

A7/13b 5fr. D7/9#/13b G5b/9#/13

How sweet it is _____ to be loved by _____ you. _____

La7/13b Re7/9#/13b Sol5b/9#/13

I'VE GOT YOU UNDER MY SKIN

Words and Music by C. Porter

Moderately $\text{♩} = \text{♩}^3$

mp

E \flat 6/9 **Fm7/E \flat**

Mi \flat 6/9 **Fam7/Mi \flat**

E \flat 6/9 **Fm7/E \flat**

Mi \flat 6/9 **Fam7/Mi \flat**

E \flat 6/9 **Fm7/E \flat**

Mi \flat 6/9 **Fam7/Mi \flat**

E \flat 6/9 **Fm7/E \flat** **B \flat 9/11 \sharp** **B \flat 9**

Mi \flat 6/9 **Fam7/Mi \flat** **Si \flat 9/11 \sharp** **Si \flat 9**

I've got you un - der my

skin. I've got you deep in the

heart of me. You're so deep in my heart that you're real - ly a

The musical score is written in 4/4 time with a key signature of two flats (Bb and Eb). It features a piano accompaniment and a vocal line. The piano part consists of a right-hand melody of chords and a left-hand bass line. The vocal line includes lyrics and is marked with dynamics like 'mp' and 'Moderately'. Chord diagrams are provided for various chords: Eb6/9, Fm7/Eb, Mi6/9, Fam7/Mib, Bb9/11#, and Bb9. The score is divided into four systems, each with a vocal line and a piano accompaniment. The lyrics are: 'I've got you un - der my skin. I've got you deep in the heart of me. You're so deep in my heart that you're real - ly a'.

$E\flat 7+/11\sharp$ 5fr. $E\flat 7+/9$ 6fr. $E\flat 7+/11\sharp$ 5fr. $E\flat 7+$ 3 $Fm 11$ 8fr. $B\flat 4/7$ $E\flat 9$ 3

part of me, and I've got you un-der my

$Mi\flat 7+/11\sharp$ $Mi\flat 7+/9$ $Mi\flat 7+/11\sharp$ $Mi\flat 7+$ $Fam 11$ $Si\flat 7/4$ $Si\flat 9$

$E\flat 6/9$ 5fr. $Fm 7/E\flat$

skin. I've tried so not to give in.

$Mi\flat 6/9$ $Fam 7/Mi\flat$

$E\flat 6/9$ 5fr. $Fm 7/5\flat/E\flat$ 3

You know, I said to my-self, "This af-

$Mi\flat 6/9$ $Fam 7/5\flat/Mi\flat$

$E\flat dim$ $E\flat 6/9$ 5fr.

fair ain't gon-na go so well". But why-

$Mi\flat dim$ $Mi\flat 6/9$

Dm 7



G13



Cm 7/5b



C7+



Em 7



C6/E



— should I try to re-sist — when, ba-by, I know — so well — that I've

Rem7

Sol13

Dom7/5b

Do7+

Mim7 Do6/Mi

Fm 7



Bb4/7



Bb13



Eb6/9



got you — way un - der my skin. — I would

Fam7

Sib 7/4

Sib13

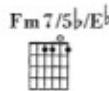
Mib6/9



sac - ri - fice an - y - thing — come — what might for the sake of hav - ing you near, —
sac - ri - fice an - y - thing, — come — what might, for the sake of hav - ing you near, —

Fam/Mib

Mib6



— in spite of a warn - ing voice — that comes — in the night — and re - peats —
— in spite of a warn - ing voice — that comes — in the night — and re - peats, —

Mib7/9b

Fam/Mib

Fam7/5b/Mib

Gm7 G7dim Fm9 Bb13 Cm7

in my ear, "Don't you know, you fool, —
 how it yells in his ears, "Don't you know, you fool, —

Solm7 Sol7dim Fam9 Sib13 Dom7

Fm9 Bb7/9b/13b Eb7+/9 Eb6 Ebm6/Cb

— you nev - er can win. — Use your men -
 — no — chance to win. — Why not choose your men -

Fam9 Sib7/9b/13b Mib7+/9 Mib6 Mibm6/Solb

Fm7 Bb7/F Bb4/7 Bb7 Eb7+

tal - i - ty, — step up to re - al - i - ty".
 tal - i - ty, — wake up, step up to re - al - i - ty".

Fam7 Sib7/Fa Sib7/4 Sib7 Mib7+

Bbm7 Eb9b/13b Ab7+/9 Abm6 To Coda

But each time I do, — just the thought of you — makes me

Sibm7 Mib9b/13 Lab7+/9 Labm6

E \flat 6/9



5fr.

D \flat 6



C7/9 \flat



Fm11



8fr.

B \flat 7/4/9 \flat



stop, be-fore I be - gin, 'cause I've got you:— you're un - der my

Mi \flat 6/9 Re \flat 6 Do7/9 \flat Fa \flat m11 Si \flat 7/4/9 \flat

Chordatura

E \flat 6/9



5fr.

Play 4 times

skin.

Mi \flat 6/9 R.H. ad lib.

Fm/E \flat



Fa \flat m/Mi \flat

E \flat 7+



Fm7/5 \flat /E \flat



Mi \flat 7+ Fa \flat m7/5 \flat /Mi \flat

E \flat 7+/13



6fr.

Dm9



3fr.

Mi \flat 7+/13 Re \flat m9

G4/13 3fr. G13 3fr. B C6/9

Sol13/4 Sol13 Si Do6/9

Fm7 Bb4/7 Eb6/9 5fr.

Fam7 Sib7/4 Mib6/9 I'd

CODA Eb6/9 5fr. Db6 C7/9b Fm11 8fr. *D.S. al Coda*

stop just be - fore I be - gin, be - cause I've got you_

Mib6/9 Reb6 Do7/9b Fam11

Bb4/7 Eb6/9 5fr. Fm11 8fr.

un - der my skin and I love you_

Sib7/4 Mib6/9 Fam11

Fm7/5b/Bb Eb

un - der my skin.

Fam7/5b/Sib Mib

KISSING A FOOL

Words and Music by G.Michael

$\text{♩} = 75$ $\text{♩} = \text{♩}$ $\text{♩} = \text{♩}$

Db **D dim 7** **E^bm 7** **A** **A^b7** 4fr.

Re^b **Re7 dim** **Mi^bm 7** **La** **La^b7**

Db⁶ **D dim 7** **E^bdim 7**

Re^b6 **Re7 dim** **Mi^b7 dim**

A⁵^b **A^b7** 4fr. **Db⁶** **To Coda** 

La⁵^b **La^b7** **Re^b6**

You
are far,— when I could have been— your star you lis-tened to peo-ple who
scared you to death and from my heart. Strange that— you were strong e-nough— to
I was wrong

B \flat 7  E \flat m 

ev - en make a start, — you'll nev - er find — the peace of mind — till you

Sib7  Mi \flat m 



A \flat 5 \flat  A \flat 7  4fr. D \flat 6  Ddim7 

lis - ten to your heart. — Peo - ple, you can nev - er change — the

La \flat 5 \flat  La \flat 7  Re \flat 6  Re7dim 




E \flat m7  G \flat m  A \flat 7  4fr. D \flat 6  A \flat m6/C \flat 




way they feel. — Bet - ter let them do — just what they will, for


Mi \flat m7  Sol \flat m  La \flat 7  Re \flat 6  La \flat m6/D \flat 



B \flat 7  E \flat m7  A \flat 13  4fr. A \flat 13/9 \flat  4fr.

they will — if you let them steal your heart from you. — Peo -

Sib7  Mi \flat m7  La \flat 13  La \flat 13/9 \flat 





- ple will al - ways make a lov - er feel a fool,

but you knew — I loved you. — We could have shown them all, —

— we should have seen — love through. —


Fooled me with the tears in your eyes, — cov - ered me — with kiss - es — and lies. —

Musical score for piano and voice, featuring guitar chord diagrams and lyrics. The score is in a minor key and includes various chord progressions and melodic lines.





So bye, _____ but please don't take my _____ heart.






You _____ are far, I'm nev-er gon-na be _____ your star.





I'll pick up the pie-ces and mend a' my heart. Strange that _____ I was wrong e-nough _____ to





think you'd love _____ me too. You must have been kiss-ing a fool. I _____ said you



A7 A^b11 D^b

must have been a' kiss-ing a fool. But re -

La7 La^b11 Re^b

E^bm7 A7

mem-ber this, ev-'ry o-ther kiss that you'll ev-er give long as we will live. When you

Mi^bm7 La7

D^b/A^b 4fr. D^b 4fr. C^b D^b B^b7

need the hand of an-o-ther man, one you real-ly can sur-ren-der with, I will

Re^b/La^b Re^b Do^b Si^b7

E^bm7 A6 D^b/A^b 4fr. B^bm7

wait for you like I al-ways do. There's some-thing that, that can't com-pare

Mi^bm7 La6 Re^b/La^b Si^bm7




with an - y o - - - ther. You



CODA *D.S. al Coda*








think you'd love me too. You must have been kiss - ing a fool.











You must have been kiss - ing a fool. You must have been kiss - ing










a fool. Mmm.



MY FUNNY VALENTINE

Words by L.Hart - Music by R.Rodgers

♩ = 40

Cm



Dm7/5b



G7



Musical notation for the first system, including treble and bass staves with piano accompaniment and guitar chord diagrams.

Cm



A^b7



G7



Musical notation for the second system, including treble and bass staves with piano accompaniment and guitar chord diagrams.

♩

Cm



B5⁺



E^b/B^b



F/A



Musical notation for the third system, including vocal line and piano accompaniment with lyrics: "My fun-ny Val-en-tine, — sweet com-ic Val-en-tine,"

$A\flat 7+$
4fr.
Fm
 $Dm 7/5\flat$
G7

you make me smile with my heart.

$La\flat 7+$
Fam
Rem7/5 \flat
Sol7

Cm
3fr.
 $B5$
 $E\flat/B\flat$
F7/A
To Coda

Your looks are laugh-a-ble, un-pho-to-graph-a-ble,

Dom
 $Si5+$
 $Mi\flat/Si\flat$
Fa7/La

$A\flat 7+$
4fr.
Fm6
 $A\flat m6$
3fr.
 $D\flat 7$

yet you're my favorite work of art.

$La\flat 7+$
Fam6
 $La\flat m6$
 $Re\flat 7$

$B\flat 13$
6fr.
 $E\flat 6$
Fm7
 $E\flat 6/C$
 $B\flat 7$

Is your figure less than Greek?

$Si\flat 13$
 $Mi\flat 6$
Fam7
 $Mi\flat 6/Sol$
 $Si\flat 7$



Is your mouth a lit - tle weak? When you o - pen it to speak





are you smart?





Don't change a hair for me, not if





you care for me, stay lit - tle Val - en - tine



Cm B7 B^b11 A7 1. A^b7+ B^b11 B^b13
3fr. 4fr. 4fr. 6fr.

stay. _____ Each day is _____ Val - en - tine's _____

Dom Si7 Si^b11 La7 La^b7+ Si^b11 Si^b13

E^b6/9 Dm7/5^b G7 2. Freetime ad lib. A^b7+ B^b13/9^b
5fr. 4fr.

- day. _____ Each day is Val - en - tine's _____

Mi^b6/9 Rem7/5^b Sol7 La^b7+ Si^b13/9^b

E^b7+/9
6fr.

day. _____

Spine -----

Mi^b7+/9

CODA *D.S. al Coda (Trumpet solo)*

A^b7+/9 Fm6 B^b13 B^b13/9^b E^b6/9
4fr. 6fr. 5fr.

La^b7+/9 Fa^m6 Si^b13 Si^b13/9^b Mi^b6/9

NICE 'N' EASY

Words by A.Bergman, M.Bergman - Music by L.Spence

♩ = 120

C6 B6 C6 F6 E6 F6 Em7 Bb7 Dm9 G11 G7/9b

Do6 Si6 Do6 Fa6 Mi6 Fa6 Mim7 Sib7 Rem9Sol11Sol7/9b

C6 C5# C6

Let's take it nice and ea - sy, it's gon - na be
Hey ba - by what's your hur - ry? Re - lax and don't

Do6 Do5+ Do6

C7 Dm7 1. G7

- so ca - sy for us to fall in love.
- you wor - ry, we're

Do7 Rem7 Sol7

Dm7 G7 | 2. Em7 A7 Dm7 Dm7/C Bm7/5b E7/5#

gon-na fall in love.

Rem7 Sol7 Mim7 La7 Rem7 Rem7/Do Sim7/5b Mi7/5+

Am Am/G F7+ Am/E Dm7 G7 C

We're on the road to ro - mance, that's safe to say. But let's make

Lam Lam/Sol Fa7+ Lam/Mi Rem7 Sol7 Do

Em7/5b A7 A7/5# D9 G9

all the stops a - long the way.

Mim7/5b La7 La7/5+ Re9 Sol9

C6 C5# C6 C7

The prob-lem now of course is to sim-ply hold your hor - ses.

Do6 Do5+ Do6 Do7

Dm7 **E7** **Am** **Am/G** **D9** **B7/9 \flat To Coda** 

To rush would be _____ a crime, _____ 'cause _____

Rem7 **Mi7** **Lam** **Lam/Sol** **Re9** **Si7/9 \flat**

C/E **Am7** **Dm7** **G13** **C6** **Am7** **Dm9** **G7/5 \sharp**

_ nice and ea - sy does it ev - 'ry time. _____

Do/Mi **Lam7** **Rem7** **Sol13** **Do6** **Lam7** **Rem9** **Sol7/5+**

A \flat 6 **G6** **A \flat 9** **G6** **A \flat 6** **G6** **A \flat 6** **A6** **A \flat 6** **Fm7** **A \flat 7**

Lab6 **Sol6** **Lab9** **Sol6** **Lab6** **Sol6** **Lab6** **La6** **Lab6** **Fam7** **Lab7**

B \flat m7 **Cm7** **Fm7** **B \flat m7** **E \flat 7**

Si \flat m7 **Dom7** **Fam7** **Si \flat m7** **Mi \flat 7**



Detailed description of the musical score: The score is for guitar and piano. It features a vocal line with lyrics and a piano accompaniment. The key signature changes from one sharp (F#) to one flat (Bb) in the middle of the page. Chord diagrams are provided for various chords, including triads, dyads, and complex chords like 13ths and 9ths. Some chords are marked with '3fr.' (three frets) or '2fr.' (two frets). The piano part includes triplets and other rhythmic patterns. The score ends with a Coda symbol.

A^b6 G6 A^b6 G6 A^b6 B^bm7 Cm7 D^b6 E^bm7 Fm7 G^b6 A^b7
3fr. 2fr. 3fr. 2fr. 3fr. 3fr. 3fr. 3fr. 3fr. 3fr. 3fr. 4fr.

La^b6 So^b6 La^b6 So^b6 La^b6 Si^bm7 Do^bm7 Re^b6 Mi^bm7 Fa^bm7 So^b6 La^b7

B^bm7 Cm7 Fm7 Dm7 Dm7/C Bm7/5^b E7/5⁺

Si^bm7 Do^bm7 Fa^bm7 Re^bm7 Re^bm7/Do Si^bm7/5^b Mi7/5⁺

D.S. al Coda

C/E Am7 Dm7 G11 C/E Am7 Dm7 G11 C/E Am7

— nice and ea-sy does it, nice and ea-sy does it, nice and ea-sy

Do/Mi La^bm7 Re^bm7 So^b11 Do/Mi La^bm7 Re^bm7 So^b11 Do/Mi La^bm7

Dm7 G13 1. C 2.

does it_ ev-'ry time. *Spoken: "One more time".*

Re^bm7 So^b13 Do

SAVE THE LAST DANCE FOR ME

Words and Music by D.Pomus, M.Schuman

Moderate latin beat

Introduction for piano. The music is in B-flat major, 4/4 time, with a moderate latin beat. The right hand (R.H.) plays a melodic line starting on G4, moving up stepwise to D5. The left hand plays a rhythmic accompaniment of eighth notes. The dynamic is marked *mf*.

Ab13 Bb4/7 Bb7/5 $\frac{1}{2}$

Piano accompaniment for the first vocal line. The right hand plays chords and the left hand plays a rhythmic accompaniment. The dynamic is *mf*. The tempo is moderate latin beat.

Now you can

Lab13 Sib7/4 Sib7/5+

E \flat

Vocal and piano accompaniment for the second vocal line. The vocal line is in B-flat major, 4/4 time. The piano accompaniment is in B-flat major, 4/4 time. The dynamic is *mf*. The tempo is moderate latin beat.

dance ev - 'ry dance with a guy who gives you yhe eye, — let him
know that the mu - sic's — fine like spar - kling — wine. — Go and

Mib




hold you tight,— and you can smile ev - 'ry smile for the man who held—
 have your fun,— laugh— and sing, but while we're a-part, don't




— your hand— be - neath the pale moon - light. But don't for -
 give your heart— to an - y - one. And don't for -



get who's tak - ing you home— and in whose arms you're— gon - na be.—
 get who's tak - ing you home— and in whose arms you're— gon - na be.—





So, dar - ling, save the last dance— for
 So, dar - ling, save the last dance— for


















1. $E\flat$  2. $E\flat 6$ 

me. Oh, I me.

$Mi\flat$ $Mi\flat 6$



$B\flat 9$ 

Ba - by, don't you know I love you so? — Can't you feel it when we

$Si\flat 9$



$E\flat$  $B\flat 9$ 

touch? I will nev - er, nev - er, let you go. —

$Mi\flat$ $Si\flat 9$



$E\flat$ 

I love you, oh, so much. You can

$Mi\flat$



E  B7 

dance and go and car-ry on— 'til the night is gone— and it's time to go—

Mi  Si7 

F#m11  B7 

If he ask if you're all a-lone,— can be walk you home,— you must

Fa#m11  Si7 

E  A 

tell him no.— 'Cause don't for - get who's tak - ing you home—

Mi  La 

A/E  E6  B/C#  C#m7  4fr.

and in whose arms you're gon - na be.

La/Mi  Mi6  Si/Do#  Do#m7 

F#m B7 E6

Save the last dance for me.

F#m Si7 Mi6

E5 7fr. B7 E

Mi5 Si7 Mi

B7 E

Si7 Mi

E

Oh, I know that the mu-sic's fine like

Mi

B




spar-ling wine. Go and have your fun, laugh and sing,

Si

but while we're a part don't give your heart to

E



A



an - y - one. And don't for - get who's tak - ing you home

Mi La

A/E



E6



B/C#



C#m7



and in whose arms you're gon - na be. So, dar -

La/Mi Mi6 Si/Do# Do#m7







- ling, save the last dance— for me. So don't for -








get who's tak - ing you home — or in whose arms you're












gon - na be, so, dar - ling, save— the last — dance— for me.—












Oh, — ba - by, won't you save the last —

B4/7 B7 E

dance for me. Ooh, you make a promise that you'll

Si7/4 Si7 Mi

F#m11 B4/7 B7 E

save the last dance for me.

Fa#m11 Si7/4 Si7 Mi

F#m11 B4/7 B7

Save the last dance, the very last dance for me.

Fa#m11 Si7/4 Si7

E

Mi

THAT'S ALL

Words and Music by A.Brandt, B.Haymes

$\text{♩} = 60$



I can






on - ly — give you love — that lasts for - ev - er — and the
 on - ly — give you coun - try walks in spring - time — and a
 won - der - ing what I'm ask - ing in re - turn dear, — you'll be





prom - ise — to be near each time you call — And the
 hand to — hold when leaves be - gin to fall — And a
 glad to — know that my de - mands are small — Say it's




To Coda 

B11 F#m6 Bm7 Cdim7 Bm7 Bm7/5b

on - ly heart I own, for you and you a - lone, — that's all. that's
 love whose burn - ing light will warm the win - ter night, — that's all, that's
 me that you'll a - dore for now and ev - er - more, — that's all, that's


Si11 Fa#m6 Sim7 Do7dim Sim7 Sim7/5b



1. B7 E 2. A7+ F#m9 Em11 A7

all. I can all. There are those I am sure

Si7 Mi La7+ Fa#m9 Mim11 La7



D7+/9 Bm7 Em11 A7

who have told you — they would give you — the world


Re7+/9 Sim7 Mim11 La7



D7+/9 Bm7 F#m11 B7

for a toy. — All I have are these arms — to en -

Re7+/9 Sim7 Fa#m11 Si7



E7+9 C#7/9b F#m11 B7 Bm7 E13

fold you — and a love time could nev - er — des - troy. If you're

Mi7+9 Do#7/9b Fa#m11 Si7 Sim7 Mi13

*D.S. al Coda***CODA**

A7+ F#m7 B7 Em11/A A7 D7+/9/A Bm7/A Em11/A A7 D7+/9/A Bm7/A

6fr. 6fr.

all. *Saxophone solo ad lib.*

La7+ Fa#m7 Si7 Mim11/La La7 Re7+/9/La Sim7/La Mim11/La La7 Re7+/9/La Sim7/La

Gm7/C C9 F7+/9/C Dm7/C Gm7/C C9

3fr.

Solm7/Do Do9 Fa7+/9/Do Rem7/Do Solm7/Do Do9

Cm7/F F13 Bb7+ Cm7

3fr.

If — you're won - d'ring what I'm ask - ing in re -

Dom7/Fa Fa13 Sib7+ Dom7

B \flat /D 4fr. E \flat m7+ 6fr. B \flat /D 4fr. A7

turn dear, you'll be glad to know that my de-mands

Sib/Re Mi \flat m7+ Sib/Re La7

A \flat 7/5 \flat 3fr. G6/9 G5 \sharp C11 Gm6

are small. Say it's me that you a-dore for

La \flat 7/5 \flat Sol6/9 Sol5+ Do11 Solm6

Cm7 3fr. C \sharp dim7 3fr. Cm9

now and ev - er - more, that's all,

Dom7 Do \sharp 7dim Dom9

F13/9 \flat B \flat 7+/9

that's all.

rit.
Fa13/9 \flat Sib7+/9

THE MORE I SEE YOU


Words by M.Gordon - Music by H.Warren

Moderately 

f

E^b6 Fm E^b6 D^b9/11#

Mi^b6 Fa^m Mi^b6 Re^b9/11#



G13 3fr. D^b13 9fr. C7/5^b/9^b B9 Fm Adim B^b7/13^b 6fr. F/E^b

Sol13 Re^b13 Do7/5^b/9^b Si9 Fa^m La^{dim} Si^b7/13^bFa/Mi^b



1. E^b

Mi^b



2. E^b

G7 C7 F7 B^b7 E^b6 Fm/E^b Gm7 C7

The more I see you, the more I want...


Mi^b Sol7 Do7 Fa7 Si^b7 Mi^b6 Fa^m/Mi^b Solm7 Do7



Lyrics:
 - you. — Some-how this feel-ing just grows and grows. —
 — With ev - 'ry sigh, I be - come more mad a -
 bout you, — more lost with - out you, — and — so it goes. —
 Can — you i - mag - ine how much I love you? —

Chord Progressions:
 Fm7, Bb7, Eb6, Gm7, C7
 Fam7, Sib7, Mib6, Solm7, Do7
 Fm7, Bb7, Eb9, C7/9#, Db9, Cb13
 Fam7, Sib7, Mib9, Do7/9#, Reb9, Solb13
 Cb7+/9, Fm9, Bb7/9b, Cm7, F7, Bb7
 Do7+/9, Fam9, Sib7/9b, Dom7, Fa7, Sib7
 Eb6, Ab7, Db7, C7/9b, Fm11
 Mib6, Lab7, Reb7, Do7/9b, Fam11

Technical Markings:
 3 (triplets), 2fr., 3fr., 4fr., 8fr.



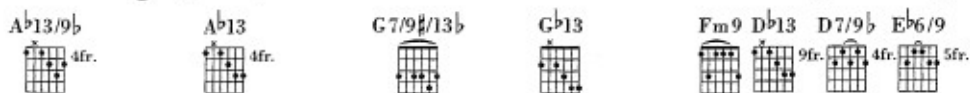
Sib7/4 Sib13/9 \flat Mib6/9 Re7 Dom7 Sibm9



Mib13 La \flat 7+/9 La \flat m7 Mib Re7



Sim7/5 \flat La \flat m9 Do7/9 \flat Fa7/9 \flat Sib7/9 \flat Re \flat 9 Mib13



La13/9 \flat La \flat 13 Sol7/9 \sharp /13 \flat Sol \flat 13 Fa \flat m9 Re \flat 13 Re7/9 \flat Mib6/9

Oh, the more— I— see you, the more— I want you.

Some-how— this feel - ing just grows— and grows.—

With— ev - 'ry sigh— I be - come more mad a - bout you,—

more lost— with-out you,— and so it goes.

















B \flat 7/9 \sharp /13 \flat E \flat 6 D \flat 13 C7/9 \flat C7/9 \sharp /13 \flat Fm11

Can you i - mag - ine how — much I — love you?

Sib7/9 \sharp /13 \flat Mi \flat 6 Re \flat 13 Do7/9 \flat Do7/9 \sharp /13 \flat Fa \flat m11

The more — I see you as years go by,

B \flat 7 D \flat /F Em/B \flat E \flat 6/9 A \flat 13 G7/9 \sharp /13 \flat C7/9 \flat B \flat m9

Sib7 Re \flat /FaMim/Sib Mi \flat 6/9 La \flat 13 Sol7/9 \sharp /13 \flat Do7/9 \flat Si \flat m9

E \flat 13 E \flat 7/9 \flat /13 \flat A \flat 7+/9 A \flat m7 D \flat 9 E \flat D7

I — know the on - ly one — for me — can on - ly — be you.

Mi \flat 13 Mi \flat 7/9 \flat /13 \flat La \flat 7+/9 La \flat m7 Re \flat 9 Mi \flat Re7

C13 F7/5 \sharp B \flat 7/9 \sharp /13 \flat G13

My arms won't free you and my heart won't try, no.

Do13 Fa7/5+ Sib7/9 \sharp /13 \flat Sol13

C7(9#)/13b F13/9b Bb13/9b/11#

My arms won't free you and my heart won't try.

Do7(9#)/13b Fa13/9b Sib13/9b/11#

Eb6 Fm Eb6 Db9/11# Fm G13 Db13 C7(5b)/9b

Lead vocal ad lib. to end

Mib6 Fam Mib6 Reb9/11# Sol13 Reb13 Do7(5b)/9b

B9 Fm Adim Bb7/13b F/Eb Eb

Si9 Fam Ladim Sib7/13b Fa/Mib Mib

Eb6 F#A Bbdim Eb13/9b

Mib6 Fa#/La Sibdim Mib13/9b

THEME FROM SPIDERMAN

Words and Music by J.Robert Harris, P.Francis Webster

Jive

Drums

Dm



(Rem)

First system of musical notation, featuring a vocal line and piano accompaniment.

Second system of musical notation, featuring a vocal line and piano accompaniment.

Third system of musical notation, featuring a vocal line and piano accompaniment.

Spi - der - man, _____ Spi - der - man, does what - ev - er a spi - der can. —





Fourth system of musical notation, featuring a vocal line and piano accompaniment.



Spins a web, a - ny size — cat - ches thieves just like flies. — Look out! —


Solm

Rem


A  Dm 

Here comes a Spi - der - man._____

La  Rem 



Is he strong?_____ Lis - ten, bud. He's got ra - di - o - ac - tive blood.____





Gm  3fr.  Dm




Can he swing,____ from a thread?____ Take a look o - ver - head.____ Hey, there!____


Solm  Rem 



A5#  Dm  A7 

There goes the Spi - der - man!_____ In the

La5+  Rem  La7 



chill of night, at the scene of a crime, like a

Do7 Fa La7/5+ La7 Rem

streak of light, he ar-rives, just in time!

Do7 Fa La7 La5+



Spi - der - man, Spi - der - man, friend - ly - neigh - bor - hood Spi - der - man.

Rem

Wealth hand fame? He's ig - nored. Ac - tion is his re - ward. Look out! To him.


Solm Rem

To Coda

A5#  Dm 

There goes a Spi - der - man!

La5+ Rem



Dm  D7  Gm  3fr.

2nd time Solo Sax




Rem Re7 Solm



Dm  Bb  A7 


Rem Sib La7



1. Dm  A7  2. Dm 

In the

Rem La7 Rem



D.S. al Coda

CODA



Blues slow



— life is a great re - gret —

La7 Rem

to him life is a re - - - gret — you'll find a Spi - der -

La7 Rem La7

Jive



man.

Rem



La7 Rem7

YOU AND I

Words and Music by S. Wonder

Slowly, freely



Musical notation for the first system, including guitar chords and piano accompaniment.

p

Mi \flat Lab7+/Mi \flat Labm6/Mi \flat Mi \flat Lab7+/Mi \flat Labm6/Mi \flat


With pedal throughout



Musical notation for the second system, including guitar chords and piano accompaniment.

Here we are on earth to - geth - er. It's you and I;

Mi \flat 2 Lab/Mi \flat Labm/Mi \flat Mi \flat 7+/9 Lab/Mi \flat



Musical notation for the third system, including guitar chords and piano accompaniment.

God has made us fall in love. It's true. I've

Labm6/Mi \flat Rem7/5 \flat Sol7/13 \flat Do7+/13

Em 7/5b A7/13b Dm 7/5b G7/13b Bb4/7 Bb7

real - ly found some - one like you.

Mim7/5b La7/13b Rem7/5b Sol7/13b Sib7/4 Sib7

Will it stay, the love you feel for me? Will it say

Eb2 Ab/Eb Abm/Eb Eb7+/9 Ab/Eb

Mib2 Lab/Mib Labm/Mib Mib7+/9 Lab/Mib

that you will be by my side to see me through un -

Abm 6/Eb Dm 7/5b G7/13b C7+/13

Labm6/Mib Rem7/5b Sol7/13b Do7+/13

til my life is through? Well,

Ebm 7/5b A7/13b Dm 7/5b G7/13b Bb4/7 Bb7

Mim7/5b La7/13b Rem7/5b Sol7/13b Sib7/4 Sib7

til my life is through? Well,

Fm9 6fr. A^bm6 6fr. E^b7+/9/B^b

in my mind we can con-quer the world

Fam9 La^bm6 Mi^b7+/9/Si^b

Gm7 C9 F13 F7/13^b B^b4/7 B^b13/9^b

in love, you and I, you and I, you and

Solm7 Do9 Fa13 Fa7/13^b Si^b7/4 Si^b13/9^b

E^b2 6fr. Fm7/E^b A^bm6/E^b

I.

Mi^b2 Fam7/Mi^b La^bm6/Mi^b

More steadily

E^b A^b/E^b A^bm6/E^b E^b6/9 5fr. A^b/E^b

I and glad, at least in my life I've found some-one

Mi^b La^b/Mi^b La^bm6/Mi^b Mi^b6/9 La^b/Mi^b

A^bm 6/E^b



Dm 7/5^b



G 7/13^b



C 7+/13



that may not be here for - ev - er to see me through, but

La^bm 6/Mi^b

Rem 7/5^b Sol 7/13^b

Do 7+/13

E^bm 7/5^b



A 7/13^b



Dm 7/5^b



G 7/13^b



B^b4/7



B^b7



I've found _____ my strength in you, 'cause

Mim 7/5^b

La 7/13^b

Rem 7/5^b

Sol 7/13^b

Sib 7/4

Sib 7

Fm 9



A^bm 6/9



E^b



in my mind you will stay here al - ways.

Fam 9

La^bm 6/9

Mi^b

C 13



F 13



F 7/13^b



B^b4/7



B^b7/9^b/11[♯]



In love, you and I, you and I, you and

Do 13

Fa 13

Fa 7/13^b

Sib 7/4

Sib 7/9^b/11[♯]

E \flat 7+ B \flat m7 E \flat 7/9 \flat Fm7

I, _____ you and I. _____ In my mind _____

A \flat m6 E \flat /B \flat Gm7/5 \flat C7/13 \flat

_____ we can con-quer the world in love, you and

F13 F7/13 \flat B \flat 4/7 B \flat 13/9 \flat G \flat 7+/9 E \flat m11

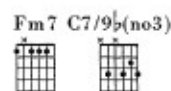
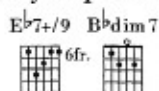
I, _____ you and I, _____ you _____ and I. _____

B7+/13 E7+/13/11 \sharp E \flat 7+/11 \sharp

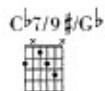
YOU'LL NEVER KNOW

Words by M.Gordon - Music by H. Warren

Very expressively ♩ = 63



Musical notation for the first system, including vocal line and piano accompaniment. The piano part features chords: Mi♭7+/9, Si♭7dim, Sol♭dim, Dom11, Fam7, Do7/9♭(no3), Si♭13, and Mi♭m6. The vocal line has a triplet of eighth notes in the second measure.



Musical notation for the second system, including vocal line and piano accompaniment. The piano part features chords: Mi♭7+/9, Mi♭6/Sol, Do♭7/9♯/Sol♭, Fam, and Si♭11. The vocal line has lyrics: "You'll nev-er know just how much I miss you,".



Musical notation for the third system, including vocal line and piano accompaniment. The piano part features chords: Fam9, Si♭9, Si♭13/9♭, Solm7, Do7, Si♭13/4, and Si♭13. The vocal line has lyrics: "you'll nev-er know just how much I care.".

$E\flat 7+9$ 6fr. $E\flat 6/G$ $B\flat 13$ 6fr. $Fm 7$ $B\flat 11$ 4fr. $B\flat 13/9\flat$

And if I tried, — I still could-n't hide — my love for you. —

$Mi\flat 7+9$ $Mi\flat 6/Sol$ $Si\flat 13$ $Fam 7$ $Si\flat 11$ $Si\flat 13/9\flat$

$Fm 9$ $Cm 11$ $B\flat 13$ 6fr. $B\flat 13/9\flat$ $E\flat 7+9$ 6fr. $G\flat dim 7$ $Fm 9$ $B\flat 13$ 6fr. $B\flat 13/9\flat$

You ought to know, for have-n't I told you so a mil-lion or more times? —

$Fam 9$ $Dom 11$ 3 $Si\flat 13$ $Si\flat 13/9\flat$ $Mi\flat 7+9$ $Sol\flat 7 dim$ $Fam 9$ $Si\flat 13$ $Si\flat 13/9\flat$

$E\flat 7+9$ 6fr. $E\flat 6/G$ $C\flat 7/G\flat$ $Fm 7$

1. 3. You went a-way — and my heart weny with you, —

2. *Instrumental*

$Mi\flat 7+9$ $Mi\flat 6/Sol$ $Do\flat 7/Sol\flat$ $Fam 7$

$B\flat 11$ 4fr. $A\flat 7/5\flat$ 3fr. $Fm 11$ 8fr. $B\flat 11$ 4fr. $B\flat 9$

I speak your name — in — my — ev-'ry —

$Si\flat 11$ $La\flat 7/5\flat$ $Fam 11$ $Si\flat 11$ $Si\flat 9$

F6/C F6 C13/9b Fm7 Fm9

prayer. _____ If there is some o - ther way _____

Fa6/Do Fa6 Do13/9b Fam7 Fam9

Abm9 4fr. Eb7+/9 6fr. G7/5# Gm7/5b C13 8fr.

to prove _____ that I _____ love you I _____ swear I don't know how,

Labm9 Mib7+/9 Sol7/5+ Solm7/5b Do13 3

1. 2. Fm9 8fr. Bb13/9b Eb6/9 5fr.

you'll nev-er know if you _____ don't know _____ now.

Fam9 Fam11 Sib13/9b Mib6/9

2. Fm9 6fr. F9 Bb13/9b Eb6

you'll nev-er know if you don't know now.

Fam9 Fa9 Sib13/9b Mib6

YOU DON'T KNOW ME

Words and Music by E. Arnold, C. Walker

Moderately slow, in 4

C **C7+** **Cm7** 3fr. **C7**

You give_ your hand to me and then you say hel - lo, and I can
know the one who dreams of you at night and longs to

mp Do Do7+ Do6 Do7

F **F7+** **C6** **F#dim7** **C/G** **A7**

hard - ly speak, my heart is beat - ing so. And an - y - one can tell you think you
kiss your lips and longs to hold you tight. Ooh, I'm just a friend, that's all I've

Fa Fa7+ Fa6 Fa#7dim Do/Sol La7

1.
Dm7 **G13** **Em7/5b** **A7/9#** **Dm7** **G4/13** **G7/5#**
3fr. 6fr. 3fr.

know me well;_ well, you don't know me. No, you don't
ev - er been,_'cause you don't

Rem7 Sol13 Mim7/5b La7/9# Rem7 Sol13/4 Sol7/5#

2. 3.
C6/9

Bb7+/13

Ab7+ 4fr.

Gm9 3fr.

C7/5# 3fr.

F

F#dim7

know me. —

For I — nev - er knew — the

D.S. Guitar solo ends

Do6/9

Sib7+/13

Lab7+

Solm9 Do7/5#

Fa

Fa#7dim

Am7/G

A7/5#

Dm11 5fr.

G7

C5#

C6

Gm7

F#7/9b

art of — mak - ing love,

though my heart — aches — with

love for you.

A -

Lam7/Sol

La7/5#

Rem11

Sol7

Do5+

Do6

Solm7

Fa#7/9b

F7+


Fm6

Em7

A7/9b/11# 4fr.

A7/9b 5fr.

D9 4fr.

To Coda 

fraid — and shy, I let my chance go by,

a chance — that you might love me

Fa7+

Fam6

Mim7

La7/9b/11# La7/9b

Re9

G4/13 3fr.

G13 3fr.

G7/5#

C

C7+ 3fr.

C6

C7

too.

You give your hand to me, and then you say good bye. —

I watch you

Sol13/4

Sol13 Sol7/5#

Do

Do7+

Do6

Do7

F6/9 F7+ F6 F#dim7 C6/G A7/5#


walk a-way— be-side the luck-y guy.— Oh,— you'll nev-er know— the one who

Fa6/9 Fa7+ Fa6 Fa#7dim Do6/Sol La7/5#


Dm11 5fr. G13 3fr. C Bb C6 G13 3fr.


loves you so.— Well, you don't know me.—

Rem11 Sol13 Do Sib Do6 Sol13


CODA *D.S. al Coda (take 3rd ending)*

G4/7 Ab4/7 4fr. Db Db7+ 4fr.


too. You give your hand to me and then you

Sol7/4 Lab7/4 Reb Reb7+


Db4/13 4fr. Db7/5# / Cb Db7/5# 4fr. Cb7+ Cb5#


say good-bye.— I— watch you walk a-way— be-side the

Reb13/4 Reb7/5# / Sol Reb7/5# Solb7+ Solb5+


G \flat 6 Gdim 7 D \flat 6/9 B \flat 7/5 \sharp

luck - y guy. — Oh, — you'll nev - er know the one who

Sol \flat 6 Sol7dim Re \flat 6/9 Si \flat 7/5 \sharp

E \flat m9 E \flat Fm7/5 \flat

loves you so. You don't know me. —

Mi \flat m9 La \flat 7 Fa \flat m7/5 \flat

B \flat 7/5 \sharp E \flat m11 A \flat 4/7 A \flat 7/9 \flat

You'll — nev - er know the one who loves you so. — Well, you don't

Si \flat 7/5 \sharp Mi \flat m11 rit. La \flat 7/4 La \flat 7/9 \flat

D \flat 7+ B \flat m7 C \flat 7+ A dim/D D \flat 6/9

know me. —

Re \flat 7+ Si \flat m7 Sol \flat 7+ La dim/Re Re \flat 6/9

Can't help falling in love
Come fly with me
Crazy little thing called love
Everything
Feeling good
For once in my life
Home
How sweet it is (to be loved by you)
I've got you under my skin
Kissing a fool
Moondance
My funny Valentine
Nice 'n' easy
Save the last dance for me
Spiderman
That's all
The more I see you
You and I
You don't know me
You'll never know

PRODOTTO E DISTRIBUITO
DA

Carisch

CARISCH S.R.L. - VIA CAMPANIA, 12
ZONA INDUSTRIALE SESTO ULTERIANO
20098 SAN GIULIANO MILANESE (MI)
UFF. CLIENTI TEL. 02.96.221.212

Menzino WWW.CARISCH.COM

ISBN 978-88-50712-00-7



9 788850 712007

ML 2741 | bg